



2019-20

PAYING FOR COLLEGE GUIDE

2

SAVINGS FOR COLLEGE

3

SCHOLARSHIPS 101

5

APPLYING FOR FINANCIAL AID

11

PAYING FOR COLLEGE

12

GRANTS, WORK-STUDY, AND STUDENT LOANS



YOU CAN PAY FOR COLLEGE

Paying for college can seem like an overwhelming task.

Luckily, there are many different ways to get the money you need.

From tuition and books to food and housing, college costs can add up. The good news is there are many options out there to help you pay for college, such as savings, scholarships, grants, work-study, and student loans.

Use this guide and our website, UtahFutures.org, to create your own paying for college plan. No matter what grade you're in, there are many things you should be doing right now to prepare.

SAVING FOR COLLEGE >>

No matter how much time or money you have, it's important to save for college now! There are many ways to save—choose what works best for you.

my529

my529 is a tax-advantaged 529 college savings plan designed to encourage saving for qualified higher education expenses. Learn more at my529.org.

Bank/credit union savings and CD accounts

Research terms and conditions for a savings account that meets your needs. More information at websites such as americasaves.org.

Compare options before making your decision.

Part-time work

Part-time work in high school and college can help you build your resume and pay for college costs. Put as much of your paycheck as you can into your college savings account.



My future, my529

Utah's educational
savings plan

my529[®]

my529.org | 800.418.2551



SCHOLARSHIPS 101 >>

INSTITUTIONAL:

Institutional scholarships are awarded by specific departments or programs at your college. Institutional scholarships are also awarded for involvement in other campus activities such as athletics and clubs.



PRIVATE:

Private scholarships are awarded for academic merit, financial aid, volunteering and community service, and leadership. They are also awarded for special talents or abilities, family heritage and background, and more.

Study hard and do your best to achieve good grades.

Explore at your school. Talk with your counselor and/or college access advisor.

Be involved and engaged in your community and with the things you're passionate about.

Search in your community at credit unions, civic groups, parents' employers, religious organizations, local businesses, etc.

Browse the web. Use the scholarship checklist on the next page to guide your search.

SCHOLARSHIP CHECKLIST

- Identify and make a list of your strengths.** Use the scholarship toolkit on **UtahFutures.org** to create stellar scholarship applications.
- Focus on scholarships that are a good fit.** There are scholarships for academic merit, musical or artistic talent, athletics, and more.
- Look local.** Make an appointment with your school counselor or scholarship coordinator, look into the Utah Regents' Scholarship at **RegentsScholarship.org**, search in your community, and ask your employer or parents' employers to find out what's available close to home.
- See what scholarships your top colleges offer.** Many colleges have scholarships for their students. There are different scholarships for incoming freshmen, transfer students, nontraditional students, and more.
- Start with a web search for your talents.**
Try these combinations in a search engine:
"scholarship + your talent" or
"scholarship + your talent + college you're interested in"
For example, "scholarship + theatre arts" or "scholarship + video games + your college"
- Create profiles on trustworthy national scholarship search websites** such as:
Scholarship Search on **UtahFutures.org**
chegg.com/scholarships
bigfuture.collegeboard.com/scholarship-search
cappex.com
unigo.com
- Get organized.** Make a list of scholarships you might want to apply for and track them on the Scholarship Search at **UtahFutures.org**.
- Meet deadlines.** Submit everything on time.
- Apply, apply, apply!** You'll learn a lot from the experience, and as you practice, you'll get better. Don't be discouraged by rejection!



Beware of scholarship scams. Never pay a fee to find or apply for scholarships.

FAFSA = FREE APPLICATION FOR FEDERAL STUDENT AID



Over \$120 billion in federal financial aid is awarded to U.S. students each year. If you don't submit the FAFSA, you could be missing out on free money for college.

What is the FAFSA?

It is the form you must complete each year in order to apply for federal financial aid. The FAFSA determines your eligibility for federal and state-based financial aid such as grants, work-study, and student loans. Complete your FAFSA at fafsa.gov (not .net or .biz) or use the official myStudentAid mobile app from Federal Student Aid.

When should I file my FAFSA?

The FAFSA is available on October 1. You should file the FAFSA as soon as you can your senior year (and each year you are in college). Check your college's financial aid deadline on page 6.

Why should I file the FAFSA?

Submitting the FAFSA is a good plan to cover college expenses— even if you have a full-ride scholarship or savings to pay for college. You aren't required to accept any of the financial aid that is offered to you.

- Many scholarships require you to submit the FAFSA as part of the application process.
- Everyone should submit, even if you think you make too much money to qualify for financial aid. You never know what you'll be awarded unless you apply.

How can I get the best financial aid package?

Each college has a unique financial aid process, and some forms of financial aid have limited budgets and are awarded on a first-come, first-serve basis*. You should contact the financial aid office at your college for the most up-to-date information and if you have questions about their process. Generally, in order to get the best possible financial aid options, you should:

*If you miss these recommended deadlines, you should still complete your FAFSA, application for admission, or any additional paperwork your college requires—you may still qualify for federal aid.

	SUBMIT YOUR FAFSA BY:	APPLY FOR ADMISSION BY:	SUBMIT SCHOLARSHIP APPLICATION BY:
Brigham Young University <i>financialaid.byu.edu</i> 801-422-4104	MAY 15	Priority: Nov 1 Final: Dec 16	DEC 16
Dixie State University <i>financialaid.dixie.edu</i> 435-652-7575	JUNE 1	YEAR-ROUND	MAR 1
LDS Business College <i>ldsbc.edu/general-info/financial-aid-scholarships-tuition.html</i> 801-524-8111	JULY 17	SEPT 1	AUG 1
Salt Lake Community College <i>slcc.edu/financialaid</i> 801-957-4410	Fall Priority: Apr 15 Spring Priority: Nov 1	AUG 16	SEPT 15
Snow College <i>snow.edu/offices/finaid/index.html</i> 435-283-7129	JUNE 1	AUG 20	MAR 1
Southern Utah University <i>suu.edu/finaid</i> 435-586-7735	DEC 1	MAY 1	MAR 1
University of Utah <i>financialaid.utah.edu</i> 801-581-6211	FEB 1	NOV 1	NOV 1
Utah State University <i>usu.edu/finaid</i> 435-797-0173	YEAR-ROUND	YEAR-ROUND	JAN 10
Utah System of Technical Colleges <i>utech.edu</i>	VARIES BY COLLEGE	VARIES BY COLLEGE	VARIES BY COLLEGE
Utah Valley University <i>uvu.edu/financialaid</i> 801-863-8442	YEAR-ROUND	AUG 1	FEB 1
Weber State University <i>weber.edu/financialaid</i> 801-626-7569	APR 1	YEAR-ROUND	DEC 1
Westminster College <i>westminstercollege.edu/financial_aid_undergraduate</i> 801-832-2500	MAR 1	DEC 1	NOV 1



2019-20 FAFSA SCHOLARSHIP

Win a scholarship just for submitting your Free Application for Federal Student Aid (FAFSA)!

Each year we award FAFSA Scholarships to Utah high school seniors.
Six scholarship awards of \$500 are available to Utah high school seniors who:

- ★ Attend a FAFSA Completion Open House. See all events at UtahFutures.org.
- ★ Submit a scholarship application at the open house event.
- ★ Complete their 2020-21 FAFSA. Learn more about the FAFSA on page 5.

Find more information about the scholarships at UtahFutures.org.

Application deadline is May 31st, 2020

If you have questions about the FAFSA Scholarships, email us at outreach@utahsbr.edu for more information.

Completing the 2020-2021 FAFSA

Before you apply for financial aid:

- Research colleges that interest you. Try using the College Search on **UtahFutures.org**
- Make sure you and your parents create Federal Student Aid IDs at **FSAID.ed.gov** (see page 9 for details).
**If your parent(s) do not have a social security number, you may still be able to file your FAFSA. Call 801-869-5701 for more information.*

You're almost ready. Gather these things:

- Student's and parent(s)' social security card, alien registration, or permanent resident card
- Student's driver's license (if the student has one)
- Student's and parent(s)' 2018 W-2 forms and other records of taxed income*
- Student's and parent(s)' 2018 Federal Income Tax Return **
- Student's and parent(s)' current bank statements
- Student's and parent(s)' 2018 untaxed income records
- Student's and parent(s)' current business and investment, property mortgage information, business and farm, stock, bond, and other investment records***

Have everything you need? It's time to apply!

- Submit the FAFSA at **fafsa.gov** by your college's priority financial aid deadline (see the deadlines on page 6).

After you've completed your FAFSA, you still have some things to do before you can get your financial aid.

- Be sure to act on any follow-up steps you may receive from Federal Student Aid (FAFSA).
- Your college may not contact you after you submit your FAFSA. Reach out to the financial aid office directly and also check your online student account to make sure you've turned in any additional paperwork they require.
- Review and compare financial aid offers from the colleges you listed on your FAFSA. This is usually done through your college's online portal.
- Accept your financial aid offers. Remember—you don't have to accept all of the financial aid you were offered (in particular, student loans). Only accept what you need.

**If you were gainfully employed.*

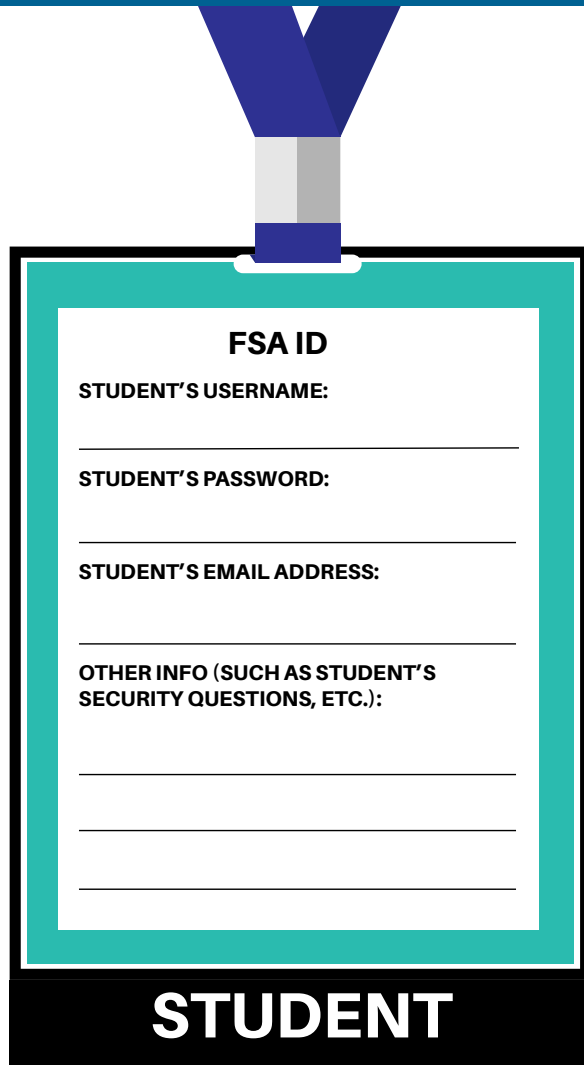
***If you filed an income tax return. IRS 1040, Foreign Tax Return, or Tax Return from Puerto Rico, Guam, American Samoa, the U.S. Virgin Islands, the Marshall Islands, the Federated State of Micronesia, or Palau.*

****Stocks, bonds, and other investments designated for retirement (such as those found in a 401(k) or IRA) are not reported on the FAFSA. The value of businesses with fewer than 100 FTE employees is also not reported on the FAFSA.*

THE FSA ID

You need to create an FSA ID in order to complete your FAFSA. You are the only person who should create your FSA ID. This is true for both the student and parent(s).

Since you will use this FSA ID in the years to come, use a permanent email address (not your school email address). If you need assistance creating or resetting your FSA ID, you can call Federal Student Aid at 1-800-433-3243.



A form for creating a Student FSA ID. It features a teal border and a white background. At the top, a blue ribbon is attached to a silver clip. The form is titled "FSA ID" and contains four sections, each with a label and a horizontal line for input: "STUDENT'S USERNAME:", "STUDENT'S PASSWORD:", "STUDENT'S EMAIL ADDRESS:", and "OTHER INFO (SUCH AS STUDENT'S SECURITY QUESTIONS, ETC.):". The "OTHER INFO" section has three additional lines for input. Below the form, the word "STUDENT" is printed in large white letters on a black background.

FSA ID

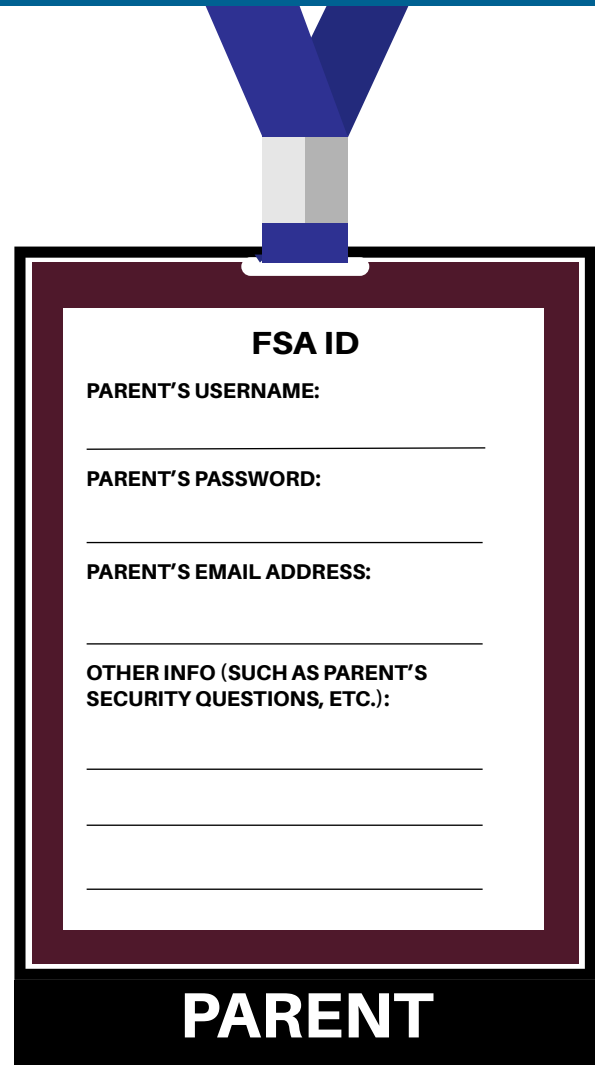
STUDENT'S USERNAME:

STUDENT'S PASSWORD:

STUDENT'S EMAIL ADDRESS:

OTHER INFO (SUCH AS STUDENT'S SECURITY QUESTIONS, ETC.):

STUDENT



A form for creating a Parent FSA ID. It features a maroon border and a white background. At the top, a blue ribbon is attached to a silver clip. The form is titled "FSA ID" and contains four sections, each with a label and a horizontal line for input: "PARENT'S USERNAME:", "PARENT'S PASSWORD:", "PARENT'S EMAIL ADDRESS:", and "OTHER INFO (SUCH AS PARENT'S SECURITY QUESTIONS, ETC.):". The "OTHER INFO" section has three additional lines for input. Below the form, the word "PARENT" is printed in large white letters on a black background.

FSA ID

PARENT'S USERNAME:

PARENT'S PASSWORD:

PARENT'S EMAIL ADDRESS:

OTHER INFO (SUCH AS PARENT'S SECURITY QUESTIONS, ETC.):

PARENT

If your parent does not have a valid Social Security Number, do not attempt to create a parent FSA ID. Your parent will need to print and sign a hard copy of the FAFSA signature page (this is available at the end of your FAFSA).

GETTING HELP WITH YOUR FAFSA

Need help completing your FAFSA? Use these resources to get your questions answered.

1

FAFSA walkthrough video

Financial aid professionals walk you step-by-step through the latest FAFSA. You can find the video on the UtahFutures YouTube channel

2

FSA ID video

Wondering how to create an FSA ID? Get your questions answered! Find the video on the UtahFutures YouTube channel.

3

FAFSA DIY kit

Download the kit at UtahFutures.org.

4

FAFSA Completion Open Houses

Find the complete list at UtahFutures.org

5

Reach out:

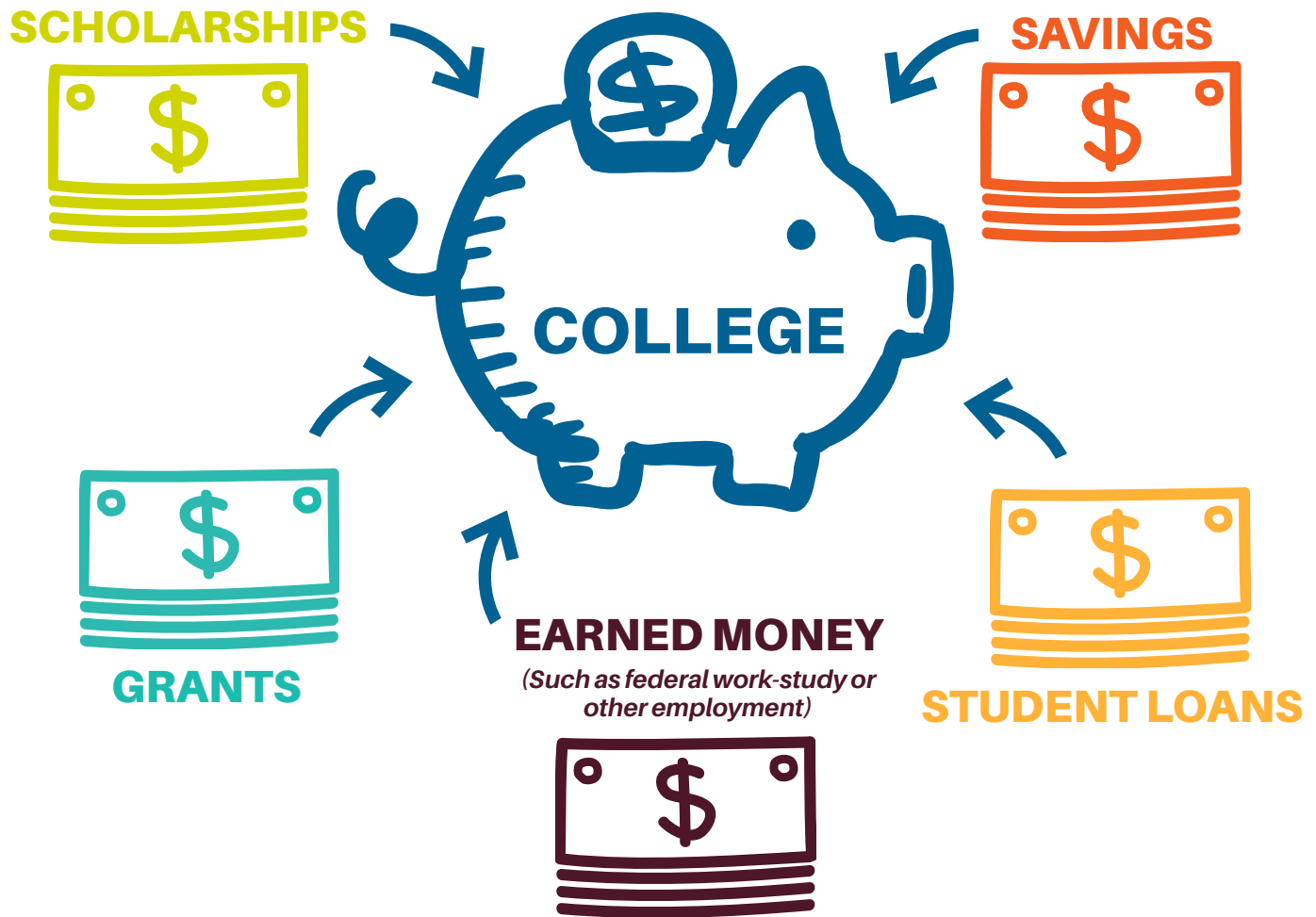
801-869-5701
outreach@utahsbr.edu
[@UtahFutures](https://twitter.com/UtahFutures)



Paying for college is a little like filling a piggy bank.

The money you put in your piggy bank as a kid probably came from different sources, like mowing your neighbor's lawn, collecting allowance, or receiving a birthday gift.

Affording college works the same way—you can use a combination of different sources to pay for college. For example, if you have enough scholarships, grants, and savings to pay for your college costs, you may not need to borrow student loans, or you may need to borrow less money.



GRANTS

What is it?

A grant is money for college that you don't have to pay back, as long as you maintain satisfactory academic progress. A grant is usually provided by the state or federal government.

What do I need to know?

Grants don't have to be repaid.

They're based on financial need (determined by the FAFSA).

One of the most common grants is the Federal Pell Grant. The maximum award is more than \$6,000 per year.

Ask the financial aid office at your college for more info about available grants.

WORK-STUDY

Work-study is a part-time job for students that is usually on campus and has flexible hours that generally work around your class schedule.

Work-study jobs are usually on campus and offer flexible hours.

Work-study jobs come with financial aid benefits.

They can give you work experience related to your college major (such as working in a chemistry lab, tutoring center, or campus business office).

STUDENT LOANS

Student loans are money you borrow for college that you have to pay back—even if you don't graduate.

If you're eligible to receive grants or take part in the work-study program, always use those funds first.

Apply for as many scholarships as possible and use college savings before deciding to borrow student loans.

Explore federal student loans first (through submitting your FAFSA), as they often have lower interest rates and more flexible repayment options compared to private loans.



If you're eligible to receive grants or work-study, use those first. Apply for as many scholarships as possible and use college savings before deciding to borrow student loans.



SMART BORROWING TIPS

1

All scholarships, savings, and financial aid such as grants, work-study, and federal student loans should be used before considering private loans.

3

Research all terms and conditions before borrowing any type of loan.

2

Only borrow up to 10% of your projected income after you graduate to make sure you can afford to repay your loans. You don't have to accept the full loan amount you are offered.

4

Keep track of how much you borrow. Federal student loans can be tracked using [NSLDS.ed.gov](https://www.nsls.gov).



OTHER WAYS TO SAVE ON COLLEGE COSTS

- ★ Check with your college to make sure you get credit for your Advanced Placement (AP), International Baccalaureate (IB), or Concurrent Enrollment (CE) classes.
- ★ Check with your and/or your parents' employer(s) to see if they offer tuition reimbursement or discount.
- ★ Work while you attend college.
- ★ Look for less expensive housing and transportation options.
- ★ Use student discounts.
- ★ Rent or checkout textbooks from your college's library.
- ★ Build a budget and stick to it.
- ★ Contact your college's financial wellness center for additional advice.

For more tips on how to pay for college, follow @UtahFutures on social media.

HEY, PARENTS!

Encourage your student on their educational journey.

START EARLY

Whether it's saving for college, selecting the right classes in high school, applying for scholarships, or researching college costs, the earlier you start, the more prepared you and your student will be. If you haven't started already, start today.

EDUCATE YOURSELF

There's plenty of bad information out there and financial aid rules can change from year to year. Get the real story on [UtahFutures.org](https://utahfutures.org). For more information, ask a reputable source like a school counselor, college representative, or a Paying for College Expert.

MAKE A PLAN

Helping your student create a plan for tackling scholarships, completing the FAFSA, saving, and doing well in school gives them the chance to openly discuss their ideas and share the responsibility.

SUPPORT RESILIENCE

Perhaps most importantly, encourage persistence. For every scholarship award, there will be a scholarship rejection. Being able to bounce back is the key to succeeding. Nobody's first attempt at a scholarship essay is perfect. Read through their essays and offer your suggestions. Recommend that they meet with English teachers, college advisors, and scholarship coordinators to get expert help.

[UtahFutures.org](https://utahfutures.org)



UtahFutures

uheaa[®]
UTAH HIGHER EDUCATION
ASSISTANCE AUTHORITY